



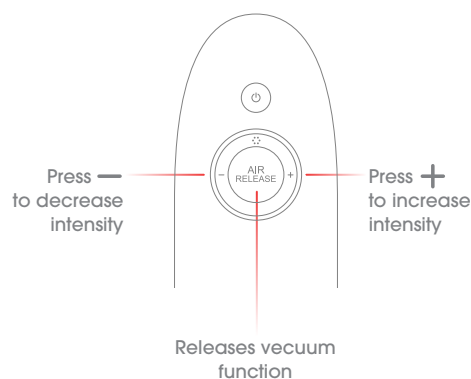
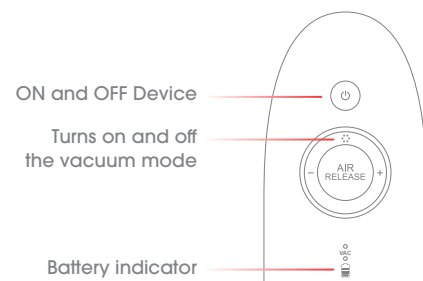
## About ReduSculpt

ReduSculpt body massager with exclusive Vacuum, LED Red-light and Sculpting Technology offers a natural, highly effective home beauty treatment that is gentle, yet powerful.

ReduSculpt is very easy to use; by following the directions, your ReduSculpt body massager will soon form part of your new skin care routine. Just use ReduSculpt for a few minutes a day for radiant results.

## Quick Reference

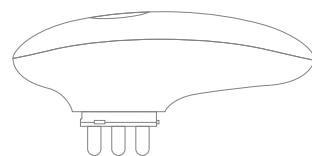
The ReduSculpt Massager Device is designed to be used with the Skin Booster Roll On Oil (sold separately), which should be applied to the skin before each treatment. Using the ReduSculpt without this oil can cause discomfort. **DO NOT USE THIS DEVICE WITHOUT A BODY OIL.**



Make sure to press the AIR RELEASE button to smoothly roll over the skin.

## Features

Portable and easy to use.



Interchangeable ergonomic cups.



Micro contour heads

The soft sculpting heads are specially designed to contour, stimulate, and enhance the skin.

LED red lights help stimulate the skin, increase circulation, and stimulate collagen production.

Replaceable air filter.

USB connection port.



Make sure to press the AIR RELEASE button to smoothly roll over the skin.

## Suggested Usage



Ideal for

- ABDOMEN
- ARMS
- HIPS
- BUTTOCKS
- WAIST
- BACK
- LEGS

Massage the desired body areas between 5 - 10 minutes a day.

The ReduSculpt Massager Device is designed to be used with the Skin Booster Roll On Oil (sold separately), which should be applied to the skin before each treatment. Using the ReduSculpt without this oil can cause discomfort. **DO NOT USE THIS DEVICE WITHOUT A BODY OIL.**

## How to Operate

1. Make sure the ReduSculpt device is OFF
2. Connect the plug into the wall electrical outlet and charge for at least 4 hours.
3. Make sure the device is OFF to attach / change the cups  
Use the LARGE CUP ideal for ABDOMEN, WAIST, BACK, HIPS, LEGS, BUTTOCKS.  
Use the SMALL CUP ideal for ARMS and CALVES.
4. The ReduSculpt Massager Device is designed to be used with the Skin Booster Roll On Oil (sold separately), which should be applied to the skin before each treatment. Using the ReduSculpt without this oil can cause discomfort. **DO NOT USE THIS DEVICE WITHOUT A BODY OIL.**
5. Turn ON the device in low speed
6. Make sure to press the AIR RELEASE button to smoothly roll over the skin. Gradually increase the speed if desired for deep vacuum massage.
7. Massage the desired area for at least 5 to 10 minutes
8. Select the area you would like to massage: ABDOMEN, WAIST, BACK, ARMS, HIPS, LEGS, THIGHS and BUTTOCKS.
9. Use the LARGE CUP on ABDOMEN and WAIST. When using on the abdomen and waist, make sure NOT to use over the belly button. Roll on and slide the device from the belly button out to the sides.
10. Use the LARGE CUP on LEGS, THIGHS and BUTTOCKS. When using on legs, thighs and buttocks, roll on and slide the device up and down.
11. Use the SMALL CUP on ARMS and CALVES. When using on arms and calves, roll on and slide the device up and down.
12. When finish the massage turn OFF the device and remove the cups. Make sure to clean up the device and cups with a soft towel. Store the product and keep in safe area.  
**DO NOT USE ON HEAD, FACE, NECK, CERVICAL SPINE, OR BREASTS.**

## Massage Techniques

For each massage area, make sure you familiarize yourself with the ReduSculpt, remember always massage towards the direction of the heart, after each massage movement upwards (press the force release button) and start another movement.

You will need to adjust and get familiar with the suction speed level, and adjust to a comfortable speed.

If you want to treat several parts of your body, always start from the upper part that you want to treat and follow from the top to the bottom. Used in the motion indicated in the images below and respect the suggested times apply every other day until you are satisfied with the results. Afterwards, you can use the device every other week to gain slimness in inches.

Do not use the device directly on varicose veins, or after a vein operation or surgery. Always we recommend consulting your doctor before using this device. Enjoy the treatment as often as necessary. To maintain the desired results in your legs, continue use at least once a month.

After massaging any specific area please massage softly with hands by applying circular massage motion on the area treated.

## Maintenance and Storage:

- Always keep the ReduSculpt device in a store safe area.
- Only use and charge the device with the supplied adapter.
- Do NOT immerse the ReduSculpt in water.
- Clean the cups and device after each use.



ReduSculpt™

  
[www.redusculpt.com](http://www.redusculpt.com)

REV: B080723

## PRECAUTIONS:

- Please consult your doctor before using the massager if you are suffering from any illness, undergoing any treatment or if you are pregnant.
- This is NOT a medical device and this unit is intended to be used for massage only. NO medical claims are implied or warranted by the use of this product.
- Confirm the unit is switched OFF before connecting the power plug.
- It is advised to start the massager at low speed/intensity first then gradually increase the speed/intensity as required.
- Do NOT massage a particular area for more than 15 minutes
- Do NOT leave the product where children could play with it.
- Do NOT use in varicose veins, moles or damaged skin tissue.
- Do NOT use in any visible of recent scars.
- Avoid passing over the navel. If the abdomen is hard and hot do not use the device and consult you physician.
- You may notice some redness in the skin you have treat it this normal and temporary.
- If the ReduSculpt appears to be faulty, do NOT attempt to open or repair. Repairs can only be carried by the manufacturer or authorized distributor.
- WARNING: NOT FOR USE BY INDIVIDUALS UNDER THE AGE OF 18 YEARS. DO NOT USE IF YOU ARE PREGNANT OR NURSING. As with any massager product, people with special medical conditions are encouraged to consult with their physician before use.
- DO NOT USE IN THE NECK AREA AND KEEP CLEAN OF LONG HAIR, JEWELRY, AND LOOSE CLOTHING
- DO NOT USE ON HEAD, FACE, NECK, CERVICAL SPINE OR BREASTS.

## SAFETY INFORMATION

Keep the unit and its packaging materials away from children.

- Only work with the supplied power supply.
- Do not use the device if damage to the device itself or any of its accessories is evident.
- Keep the device, adaptor and the cable away from water, damp or other liquids.
- Never use in bath, sauna, etc.
- Never try to retrieve the device if it falls into water. Disconnect the plug immediately from the mains outlet.
- Repairs to electrical appliances must only be carried out by the manufacturer or qualified persons. Incorrect repairs can lead to considerable danger for the user.
- Switch the device off and disconnect the power supply after every use and before every cleaning.
- Follow local regulations regarding the disposal of materials. In case of queries, contact related authorities responsible for waste disposal in your area.

## PROPER USAGE

This device is intended only as a beauty massager. The device is for home use only and is NOT intended for medical or commercial purposes. It cannot replace medical treatment. Do NOT use the massage device if any of the following warnings apply to you. Please consult your doctor if you are unsure whether or not the massage device is suitable for you. Do NOT use the device directly on varicose veins, or after a vein operation or surgery. Always we recommend consulting your doctor before using this device. Enjoy the treatment as often as necessary.

## RETURN POLICY

This product is guaranteed by the manufacturer. We will only accept a return of an unopened and unused ReduSculpt within 30 days of purchase. Once the seal is broken, ReduSculpt cannot be returned. The carton must be in original condition, and NOT defaced in any manner.

## WARNING

Please consult with your doctor before using this product. Read the manual carefully. Use this product only for its intended use as described in the manual. This product is NOT intended to be a substitute for professional medical advice, diagnosis, or treatment. Use this product at your own risk. Manufacturer and distributor assumes no liability whatsoever for the use this product. Close supervision is necessary when this product is used near children or on or by disabled persons. Do not use this product when pain is present or if you are pregnant. Do not massage any area of the body that is swollen, inflamed or covered with skin eruptions.

ALL WARRANTIES, EITHER EXPRESS OR IMPLIED OR MERCHANTABILITY, OR FITNESS FOR PARTICULAR PURPOSES, ARE HEREBY DISCLAIMED. MANUFACTURER OR DISTRIBUTOR WILL NOT BE LIABLE FOR ANY DAMAGES OF ANY KIND ARISING FROM THE USE OF THIS PRODUCT, INCLUDING, BUT NOT LIMITED TO DIRECT, INDIRECT, INCIDENTAL, PUNITIVE, AND CONSEQUENTIAL DAMAGES. THE MAXIMUM LIABILITY OF MANUFACTURER OR DISTRIBUTOR TO YOU, AND YOUR SOLE AND EXCLUSIVE REMEDY FOR THE USE OF THIS PRODUCT, IS THE AMOUNT PAID TO MANUFACTURER OR DISTRIBUTOR BY YOU.

## ATTENTION


### DISPOSAL OF MATERIALS

- A symbol of a crossed-out wheeled bin means you should find out and follow local regulations about disposing of this kind of product.
- Do not dispose of this product as you would other household waste
- Dispose of his device in accordance with the corresponding local regulations
- Electrical and electronic devices contain hazardous substances that can have harmful effects on the environment and/or human health and should be recycled properly.

The following is included in the **ReduSculpt**:

- 1 ReduSculpt Ergonomic device
- 1 Large cup for abdomen, waist, legs, thighs & buttocks
- 1 Small cup for arms, calves and small areas
- 1 Wall AC/DC USB type “C” adaptor
- 1 USB type “C” cable
- 1 Healthy Habits Nutrition Program

Copyright ©2023 ReduSculpt

 join the eco-friendly revolution. You can't change the past but you can change the future, always remember to recycle. SAVE THE PLANET!!!

  
Designed in USA • Made in China



ReduSculpt™

INSTRUCTIONS  
MANUAL